



Test Report issued under the responsibility of:



TEST REPORT IEC 62471-7 Photobiological safety of lamps and lamp systems - Part 7: Light sources and luminaires primarily emitting visible radiation	
Report Number. :	4792176644_1
Date of issue :	2026-04-22
Total number of pages :	19 including attachments
Name of Testing Laboratory preparing the Report	UL-CCIC Company Limited
Applicant's name	Lumileds (Shanghai) Management Co., Ltd.
Address	Building 1-A, No. 19 & 20, Lane 299, Wenshui Road, Jingan District, Shanghai, 200072, China
Test specification:	
Standard	IEC 62471-7:2023
Test procedure	CB Scheme
Non-standard test method	N/A
TRF template used	IECEE OD-2020-F1:2023, Ed.1.6
Test Report Form No. :	IEC62471_7B
Test Report Form(s) Originator	DEKRA Certification B.V.
Master TRF	Dated 2024-10-18
Copyright © 2024 IEC System of Conformity Assessment Schemes for Electrotechnical Equipment and Components (IECEE System). All rights reserved. This publication may be reproduced in whole or in part for non-commercial purposes as long as the IECEE is acknowledged as copyright owner and source of the material. IECEE takes no responsibility for and will not assume liability for damages resulting from the reader's interpretation of the reproduced material due to its placement and context. If this Test Report Form is used by non-IECEE members, the IECEE/IEC logo and the reference to the CB Scheme procedure shall be removed. This report is not valid as a CB Test Report unless signed by an approved IECEE Testing Laboratory and appended to a CB Test Certificate issued by an NCB in accordance with IECEE 02.	
General disclaimer: The test results presented in this report relate only to the object tested. This report shall not be reproduced, except in full, without the written approval of the Issuing NCB. The authenticity of this Test Report and its contents can be verified by contacting the NCB, responsible for this Test Report.	

Test item description	Built-in LED Package	
Trademark(s)		
Manufacturer	Same as Applicant	
Model/Type reference	LUXEON C ES (see GPI for type designation)	
Ratings	Imax 3A — (see GPI for further ratings)	
Responsible Testing Laboratory (as applicable), testing procedure and testing location(s):		
<input checked="" type="checkbox"/>	CB Testing Laboratory:	UL-CCIC Company Limited
Testing location/ address		No.2, Chengwan Road, Suzhou Industrial Park Suzhou 215122, China
Tested by (name, function, signature)		Chris Yi Project Handler 
Approved by (name, function, signature) ...		Luca Nobile Project Reviewer 
<input type="checkbox"/>	Testing procedure: CTF Stage 1:	
Testing location/ address		
Tested by (name, function, signature)		
Approved by (name, function, signature) ...		
<input type="checkbox"/>	Testing procedure: CTF Stage 2:	
Testing location/ address		
Tested by (name + signature)		
Witnessed by (name, function, signature) .:		
Approved by (name, function, signature) ...		
<input type="checkbox"/>	Testing procedure: CTF Stage 3:	
<input type="checkbox"/>	Testing procedure: CTF Stage 4:	
Testing location/ address		
Tested by (name, function, signature)		
Witnessed by (name, function, signature) .:		
Approved by (name, function, signature) ...		
Supervised by (name, function, signature) :		

List of Attachments (including a total number of pages in each attachment):	
Technical Data	(Enclosure 1): 5 page
Components List	(Enclosure 2): 1 page
Photographs	(Enclosure 3): 2 page
Summary of testing:	
Tests performed (name of test and test clause): 2025-01-14 to 2026-03-17 Clause 5.2 Actinic UV assessment for light sources Clause 6.2 UV-A light source and luminaire assessment Clause 7.2 Blue light hazard assessment for light sources Clause 8.2 Retinal thermal hazard for light source assessment Clause 9.2 Light source and luminaire assessment Clause 10.2 Light source and luminaire assessment	Testing location: (CBTL, SPTL, CTF, Subcontractor) UL-CCIC Company Limited No.2, Chengwan Road, Suzhou Industrial Park Suzhou 215122, China
Summary of compliance with National Differences <ul style="list-style-type: none"> IECEE Member countries that are also CENELEC members Compliance with Group Differences evaluated <input type="checkbox"/> yes <input checked="" type="checkbox"/> No <input type="checkbox"/> N/A IECEE Member countries with published National Differences which were evaluated: N/A IECEE Member countries that did not publish any National Differences: N/A <p>To support compliance with published National Differences, attach a compilation of relevant ND and/or GD TRFs to the CB Test Report.</p>	

Use of uncertainty of measurement for decisions on conformity (decision rule) :

☐ No decision rule is specified by the IEC standard, when comparing the measurement result with the applicable limit according to the specification in that standard. The decisions on conformity are made without applying the measurement uncertainty ("simple acceptance" decision rule, previously known as "accuracy method").

☒ Other: ... (to be specified, for example when required by the standard or client, or if national accreditation requirements apply)

Information on uncertainty of measurement:

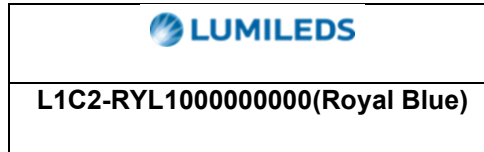
The uncertainties of measurement are calculated by the laboratory based on application of criteria given by OD-5014 for test equipment and application of test methods, decision sheets and operational procedures of IECEE.

IEC Guide 115 provides guidance on the application of measurement uncertainty principles and applying the decision rule when reporting test results within IECEE scheme, noting that the reporting of the measurement uncertainty for measurements is not necessary unless required by the test standard or customer.

Calculations leading to the reported values are on file with the NCB and testing laboratory that conducted the testing.

Copy of marking plate:

The artwork below may be only a draft. The use of certification marks on a product must be authorized by the respective NCBs that own these marks.



Note: Due to the limited amount of Built-in LED Package surface, the required markings and ratings may be provided on the package

Test item particulars	
Classification of installation and use N/A	
Supply Connection DC Power	
Possible test case verdicts: - test case does not apply to the test object.....: N/A - test object does meet the requirement.....: P (Pass) - test object does not meet the requirement.....: F (Fail)	
Testing	
Date of receipt of test item 2025-01-14	
Date (s) of performance of tests 2025-01-14 to 2026-03-17	
General remarks:	
"(See Enclosure #)" refers to additional information appended to the report. "(See appended table)" refers to a table appended to the report. Throughout this report a <input type="checkbox"/> comma / <input checked="" type="checkbox"/> point is used as the decimal separator. <input type="checkbox"/> This Test Report Form contains requirements according to IEC/ISO Standard dated and includes Corrigendum dated (Note: The above text maybe removed if not applicable)	
Manufacturer's Declaration per sub-clause 4.2.5 of IEC60060-2:	
The application for obtaining a CB Test Certificate includes more than one factory location and a declaration from the Manufacturer stating that the sample(s) submitted for evaluation is (are) representative of the products from each factory has been provided:	<input type="checkbox"/> Yes <input checked="" type="checkbox"/> Not applicable
When differences exist; they shall be identified in the General product information section.	
Name and address of factory (ies) Lumileds (Shanghai) Management Co., Ltd. Building 1-A, No. 19 & 20, Lane 299, Wenshui Road, Jingan District, Shanghai, 200072, China	
General product information and other remarks:	
The product under test is a built-in LED package for entertainment, architectural, and EVL applications. See the appendix below for an explanation of the type designation. Type designation: L1C2-AAA1000000000 Where AAA: designates colour (e.g.: DRD=Deep Red, RED=Red, PCA=PC Amber, MNT=Mint, LME=Lime, GRN=Green, CYN=Cyan, BLU=Blue, RYL=Royal Blue)	

L1C2-AABB000000000

Where

AA: designates nominal CCT (e.g. 22=2200K, 27=2700K, 30=3000K, 35=3500K, 40=4000K, 50=5000K, 57=5700K or any nominal CCT less than 5700K)

B B: designates minimum CRI (e.g. 70=70CRI, 80=80CRI, 90=90CRI or any CRI greater than min 70)

The models L1C2-AAA1000000000 and L1C2-AABB000000000 are part of the LUXEON C ES series.

L1C2-RYL1000000000, L1C2-CYN1000000000, L1C2-PCA1000000000 and L1C2-5770000000000 are part of Lumileds LUXEON C ES product line. The samples are with Royal-Blue, Cyan, PC Amber and white colors separately, and we got different hazard classifications for them at maximum driven current.

The tested sample of L1C2-RYL1000000000 is with the worst retinal blue light hazard (BLH-C), following by Blue LED classifications are thus valid (worst case) within the LUXEON C ES product line.

The tested sample of L1C2-MNT1000000000 is with the threshold blue light hazard (BLH-B), following by Mint and Green LED classifications are thus valid (threshold) within the LUXEON C ES product line.

The tested sample of L1C2-PCA1000000000 is with the threshold blue light hazard (BLH-A), following by PC Amber, Deep Red and Red LED classifications are thus valid (threshold) within the LUXEON C ES product line.

The tested sample of L1C2-5770000000000, with ANSI bin 5700K, is with the worst retinal blue light hazard (BLH-B) in the LUXEON C ES white product line L1C2-AABB000000000, where AA represents nominal ANSI CCT bins can be equal to 5700K or lower, and BB represents CRI ranging from 70 and above.

Product Key:

The complete tests have been performed on the following models which are the most representatives:

Note: this table is provided by the manufacturer.

Models used for the tests:

Commercial Part Number	Colour	Drive current (mA)	Test Item				
			Actinic UV Hazard	UV-A Hazard	Infrared Hazard	Retinal Blue Light Hazard	Retinal Thermal Hazard
L1C2-DRD1000000000	Deep Red	3000	Range a	Pass	Pass	BLH-A	Above limit
L1C2-RYL1000000000	Royal blue	3000	Range a	Pass	Pass	BLH-C	Above limit
L1C2-MNT1000000000	Mint	3000	Range a	Pass	Pass	BLH-B	Above limit
L1C2-RED1000000000	Red	3000	Range a	Pass	Pass	BLH-A	Pass
L1C2-LME1000000000	Lime	3000	Range a	Pass	Pass	BLH-A	Pass
L1C2-BLU1000000000	Blue	3000	Range a	Pass	Pass	BLH-C	Pass
L1C2-PCA1000000000	PC Amber	3000	Range a	Pass	Pass	BLH-A	Pass
L1C2-CYN1000000000	Cyan	3000	Range a	Pass	Pass	BLH-B	Pass
L1C2-GRN1000000000	Green	3000	Range a	Pass	Pass	BLH-B	Pass
L1C2-5770000000000	White 5700 K	2100	Range a	Pass	Pass	BLH-B	Pass
Note: "Above limit" means that the result has exceeded the limit value and the final product (luminaire)							

is needed to address the retinal thermal hazard.

NOTE:

1. The measure was carried out at the distance of 200 mm, 1.7mrad in the direction of maximum light output according to IEC 62471-7.
2. When the optical characteristic of the LED or any optical components are changed, re-measurement or further consideration should be necessary.
3. Simple Acceptance decision rule is applied when risk level is classified for the measurement result of the sample received.
4. Install the sample into the holder, with the back close to the heat sink for testing.
5. Only photobiological hazards were addressed.

IEC 62471-7			
Clause	Requirement + Test	Result - Remark	Verdict
4	OPTICAL RADIATION HAZARDS OF LIGHT SOURCES AND LUMINAIRES		P
	Measurements are carried out in accordance with IEC 62471:2006 unless otherwise specified in this document		P
	For light sources with pulse width modulation (PWM), emission levels of continuous light (continuous wave (CW)) are applied.	Continuous wave.	N/A
	For luminaires with adjustable beam angle the most severe condition is selected for each assessment.	Light Source without adjustable beam angle function was assessed in this test report.	N/A
	The evaluation of a luminaire is understood to mean the evaluation of a luminaire with the intended normal use of the specified light sources or with the light sources installed. For the selection of light sources IEC 60598-1:2020, Annex B is used.	Light Source was assessed in this test report.	N/A
5	ACTINIC UV HAZARDS EXPOSURE FOR SKIN AND EYE (200 NM TO 400 NM)		P
5.2	Actinic UV assessment for light sources		P
	Calculated value of $K_{S,v}$ based on irradiance measurements specified in IEC 62471		P
	Light sources classification according one of the following ranges..... : a) $K_{S,v} \leq 2 \text{ mW} \cdot \text{klm}^{-1}$ b) $2 \text{ mW} \cdot \text{klm}^{-1} < K_{S,v} \leq 6 \text{ mW} \cdot \text{klm}^{-1}$ c) $K_{S,v} > 6 \text{ mW} \cdot \text{klm}^{-1}$	Range a) See Enclosure 1 for results	—
5.3	Actinic UV assessment for luminaires		N/A
	The ultraviolet hazard efficacy of luminous radiation $K_{S,v}$ of luminaires does not exceed $2 \text{ mW} \cdot \text{klm}^{-1}$.		N/A
	The luminaire operate with light sources whose evaluation has resulted in a value $K_{S,v}$ of $\leq 2 \text{ mW} \cdot \text{klm}^{-1}$		N/A
	The luminaires operates with light sources whose evaluation has resulted in a value $2 \text{ mW} \cdot \text{klm}^{-1} < K_{S,v} \leq 6 \text{ mW} \cdot \text{klm}^{-1}$ and is provided with a protective shield		N/A
	The luminaire operates with light sources whose evaluations have resulted in a value exceeding $K_{S,v} = 6 \text{ mW} \cdot \text{klm}^{-1}$ and is provided with a protective shield or front glass		N/A
	The luminaires does not generate an actinic UV irradiance E_s higher than $0,001 \text{ W} \cdot \text{m}^{-2}$ when assessed in accordance with IEC 62471:2006 at 200 mm distance		N/A
6	UV-A HAZARD ASSESSMENT FOR THE EYE LENS (315 NM TO 400 NM)		P
6.2	UV-A light source and luminaire assessment		P
	For light sources and luminaires for general lighting, no intentional UV-A is added to the visible light		P

IEC 62471-7			
Clause	Requirement + Test	Result - Remark	Verdict
	For light sources and luminaires where UV-A is intentionally added to the visible light, the calculated value of $K_{UV-A,V}$ does not exceed $20 \text{ W} \cdot \text{klm}^{-1}$	UV-A is not intentionally added	N/A
	The luminaire does not generate an irradiance E_{UV-A} higher than $10 \text{ W} \cdot \text{m}^{-2}$ when assessed in accordance with IEC 62471:2006 at 200 mm distance		N/A
7	RETINAL BLUE LIGHT HAZARD ASSESSMENT (300 NM TO 700 NM)		P
7.2	Blue light hazard assessment for light sources		P
	Light source are evaluated according to the methodology described in IEC 62471 and provided for an assessment distance of 200 mm and FOV of 1,7 mrad	See Enclosure 1 for results.	P
	The light sources are operated and evaluated under conditions with the highest luminous flux		N/A
	Alternative the lamp is assessed with a FOV of 11 mrad at 200 mm distance		N/A
	The technical documentation of the light sources indicates one of the following:		P
	– The maximum blue light hazard radiance measured under the above conditions		P
	– The corresponding application group for the luminaires according to Table 2		N/A
7.3	Blue light hazard assessment for luminaires		N/A
	Luminaire application group		—
	Assessment distance.....		—
	Measured emission level		—
	Application group of classified light source		—
	For application group BLH-D: Distance at which at least the emission level of BLH-C is observed		—
	Luminaire complies with the emission limits given in Table 2 relevant to that application group		N/A
8	RETINAL THERMAL HAZARD ASSESSMENT (380 NM TO 1 400 NM)		P
8.2	Retinal thermal hazard for light source assessment		P
	For light sources not exceeding a retinal thermal radiance L_R of $280\,000 \text{ W} \cdot \text{m}^{-2} \cdot \text{sr}^{-1}$; no retinal thermal hazard		P
	For white light sources if the blue light hazard radiance L_B is lower than $100\,000 \text{ W} \cdot \text{m}^{-2} \cdot \text{sr}^{-1}$; no retinal thermal hazard		N/A
	For light sources exceeding a retinal thermal radiance L_R of $280\,000 \text{ W} \cdot \text{m}^{-2} \cdot \text{sr}^{-1}$. L_R of the light source provided for an assessment distance of 200 mm and a FOV of 1,7 mrad	See Enclosure 1.	—

IEC 62471-7			
Clause	Requirement + Test	Result - Remark	Verdict
8.3	Retinal thermal hazard assessment for luminaire		N/A
	Luminaire with light source with L_R smaller than $280\,000\text{ W} \cdot \text{m}^{-2} \cdot \text{sr}^{-1}$ or a white light source where the blue light hazard radiance L_B is lower than $100\,000\text{ W} \cdot \text{m}^{-2} \cdot \text{sr}^{-1}$; no retinal thermal hazard		N/A
	Luminaire with light source with L_R exceeding $280\,000\text{ W} \cdot \text{m}^{-2} \cdot \text{sr}^{-1}$ measured retinal thermal radiance is lower than the relevant emission limits according IEC 62471-5 at an assessment distance of 1 000 mm; no retinal thermal hazard		N/A
	In case the emission limits at 1 000 mm are exceeded, the measured or calculated distance beyond which the retinal thermal radiance L_R is below the emission limit		—
9	INFRARED HAZARD ASSESSMENT FOR THE EYE (780 NM TO 3 000 NM)		P
9.2	Light source and luminaire assessment		P
	For light sources and luminaires, no intentional IR radiation is added to the visible light		P
	For light sources and luminaires where IR radiation is intentionally added to the visible light, the calculated value of $K_{IR,V}$ does not exceed $200\text{ W} \cdot \text{klm}^{-1}$		N/A

	Enclosure 1: Technical Data	
--	------------------------------------	--

		Sample identification list		
Measurement performed on		<input checked="" type="checkbox"/> Light Source <input type="checkbox"/> Luminaire		
Model number :		L1C2-DRD1000000000 (Deep Red)		
Test voltage (V) :		3.82		
Test current (mA) :		3000		
Power (W) :		11.447		
Test frequency (Hz) :		-		
Ambient, t(°C) :		24.5 °C		
Measurement distance :		200 mm		
Field of view :		1.7 mrad		
Item	List of Tests	Limit Value	Measurement Value	Test Result
1	Actinic UV Hazard Test	N/A	0.023 mW/klm	Range a)
2	UV-A Hazard Test	≤20 W/klm	0.000 W/klm	Pass
3	Infrared Hazard Test	≤200 W/klm	1.406 W/klm	Pass
4	Blue Light Hazard Test	N/A	420.796 W/m²sr	BLH-A
5	Retinal Thermal Hazard Test	≤280000 W/m²sr	424509.594 W/m²sr	Above limit

		Sample identification list		
Measurement performed on		<input checked="" type="checkbox"/> Light Source <input type="checkbox"/> Luminaire		
Model number :		L1C2-RYL1000000000 (Royal blue)		
Test voltage (V) :		3.93		
Test current (mA) :		3000		
Power (W) :		11.73		
Test frequency (Hz) :		-		
Ambient, t(°C) :		24.5 °C		
Measurement distance :		200 mm		
Field of view :		1,7 mrad		
Item	List of Tests	Limit Value	Measurement Value	Test Result
1	Actinic UV Hazard Test	N/A	46.718 mW/klm	Range a)
2	UV-A Hazard Test	≤20 W/klm	0.020 W/klm	Pass
3	Infrared Hazard Test	≤200 W/klm	1.968 W/klm	Pass
4	Blue Light Hazard Test	N/A	331779.156 W/m²sr	BLH-C
5	Retinal Thermal Hazard Test	≤280000 W/m²sr	396477.031 W/m²sr	Above limit

	Enclosure 1: Technical Data	
--	------------------------------------	--

		Sample identification list		
Measurement performed on		<input checked="" type="checkbox"/> Light Source <input type="checkbox"/> Luminaire		
Model number :		L1C2-MNT1000000000 (Mint)		
Test voltage (V) :		4.44		
Test current (mA) :		3000		
Power (W) :		13.35		
Test frequency (Hz) :		-		
Ambient, t(°C) :		24.5 °C		
Measurement distance :		200 mm		
Field of view :		1.7 mrad		
Item	List of Tests	Limit Value	Measurement Value	Test Result
1	Actinic UV Hazard Test	N/A	0.033 mW/klm	Range a)
2	UV-A Hazard Test	≤20 W/klm	0.002 W/klm	Pass
3	Infrared Hazard Test	≤200 W/klm	0.242 W/klm	Pass
4	Blue Light Hazard Test	N/A	72413.242 W/m²sr	BLH-B
5	Retinal Thermal Hazard Test	≤280000 W/m²sr	381858.25 W/m²sr	Above limit

		Sample identification list		
Measurement performed on		<input checked="" type="checkbox"/> Light Source <input type="checkbox"/> Luminaire		
Model number :		L1C2-RED1000000000 (Red)		
Test voltage (V) :		3.73		
Test current (mA) :		3000		
Power (W) :		11.17		
Test frequency (Hz) :		-		
Ambient, t(°C) :		24.5 °C		
Measurement distance :		200 mm		
Field of view :		1.7 mrad		
Item	List of Tests	Limit Value	Measurement Value	Test Result
1	Actinic UV Hazard Test	N/A	0.035 mW/klm	Range a)
2	UV-A Hazard Test	≤20 W/klm	0.000 W/klm	Pass
3	Infrared Hazard Test	≤200 W/klm	1.227 W/klm	Pass
4	Blue Light Hazard Test	N/A	183.630 W/m²sr	BLH-A
5	Retinal Thermal Hazard Test	≤280000 W/m²sr	181970.875 W/m²sr	Pass

	Enclosure 1: Technical Data	
--	------------------------------------	--

		Sample identification list		
Measurement performed on		<input checked="" type="checkbox"/> Light Source <input type="checkbox"/> Luminaire		
Model number :		L1C2-LME1000000000 (Lime)		
Test voltage (V) :		4.03		
Test current (mA) :		3000		
Power (W) :		12.10		
Test frequency (Hz) :		-		
Ambient, t(°C) :		24.5 °C		
Measurement distance :		200 mm		
Field of view :		1.7 mrad		
Item	List of Tests	Limit Value	Measurement Value	Test Result
1	Actinic UV Hazard Test	N/A	0.014 mW/klm	Range a)
2	UV-A Hazard Test	≤20 W/klm	0.001 W/klm	Pass
3	Infrared Hazard Test	≤200 W/klm	0.342 W/klm	Pass
4	Blue Light Hazard Test	N/A	4380.642 W/m²sr	BLH-A
5	Retinal Thermal Hazard Test	≤280000 W/m²sr	149733.703 W/m²sr	Pass

		Sample identification list		
Measurement performed on		<input checked="" type="checkbox"/> Light Source <input type="checkbox"/> Luminaire		
Model number :		L1C2-BLU1000000000 (Blue)		
Test voltage (V) :		4.83		
Test current (mA) :		3000		
Power (W) :		14.493		
Test frequency (Hz) :		-		
Ambient, t(°C) :		24.5 °C		
Measurement distance :		200 mm		
Field of view :		1.7 mrad		
Item	List of Tests	Limit Value	Measurement Value	Test Result
1	Actinic UV Hazard Test	N/A	0.088 mW/klm	Range a)
2	UV-A Hazard Test	≤20 W/klm	0.000 W/klm	Pass
3	Infrared Hazard Test	≤200 W/klm	1.528 W/klm	Pass
4	Blue Light Hazard Test	N/A	135764.281 W/m²sr	BLH-C
5	Retinal Thermal Hazard Test	≤280000 W/m²sr	244803.031 W/m²sr	Pass

	Enclosure 1: Technical Data	
--	------------------------------------	--

		Sample identification list		
Measurement performed on		<input checked="" type="checkbox"/> Light Source <input type="checkbox"/> Luminaire		
Model number :		L1C2-PCA1000000000 (PC Amber)		
Test voltage (V) :		3.963		
Test current (mA) :		3000		
Power (W) :		11.893		
Test frequency (Hz) :		-		
Ambient, t(°C) :		24.5 °C		
Measurement distance :		200 mm		
Field of view :		1.7 mrad		
Item	List of Tests	Limit Value	Measurement Value	Test Result
1	Actinic UV Hazard Test	N/A	0.006 mW/klm	Range a)
2	UV-A Hazard Test	≤20 W/klm	0.000 W/klm	Pass
3	Infrared Hazard Test	≤200 W/klm	0.690 W/klm	Pass
4	Blue Light Hazard Test	N/A	499.928 W/m²sr	BLH-A
5	Retinal Thermal Hazard Test	≤280000 W/m²sr	90600.813 W/m²sr	Pass

		Sample identification list		
Measurement performed on		<input checked="" type="checkbox"/> Light Source <input type="checkbox"/> Luminaire		
Model number :		L1C2-CYN1000000000 (Cyan)		
Test voltage (V) :		4.46		
Test current (mA) :		3000		
Power (W) :		13.41		
Test frequency (Hz) :		-		
Ambient, t(°C) :		24.5 °C		
Measurement distance :		200 mm		
Field of view :		1,7 mrad		
Item	List of Tests	Limit Value	Measurement Value	Test Result
1	Actinic UV Hazard Test	N/A	0.034mW/klm	Range a)
2	UV-A Hazard Test	≤20 W/klm	0.000 W/klm	Pass
3	Infrared Hazard Test	≤200 W/klm	0.479 W/klm	Pass
4	Blue Light Hazard Test	N/A	30301.852 W/m²sr	BLH-B
5	Retinal Thermal Hazard Test	≤280000 W/m²sr	169773.391 W/m²sr	Pass

	Enclosure 1: Technical Data	
--	------------------------------------	--

		Sample identification list		
Measurement performed on		<input checked="" type="checkbox"/> Light Source <input type="checkbox"/> Luminaire		
Model number :		L1C2-GRN1000000000 (Green)		
Test voltage (V) :		4.48		
Test current (mA) :		3000		
Power (W) :		13.45		
Test frequency (Hz) :		-		
Ambient, t (°C) :		24.5 °C		
Measurement distance :		200 mm		
Field of view :		1.7 mrad		
Item	List of Tests	Limit Value	Measurement Value	Test Result
1	Actinic UV Hazard Test	N/A	0.047 mW/klm	Range a)
2	UV-A Hazard Test	≤20 W/klm	0.000 W/klm	Pass
3	Infrared Hazard Test	≤200 W/klm	0.314 W/klm	Pass
4	Blue Light Hazard Test	N/A	13453.655 W/m²sr	BLH-B
5	Retinal Thermal Hazard Test	≤280000 W/m²sr	236290.281 W/m²sr	Pass

		Sample identification list		
Measurement performed on		<input checked="" type="checkbox"/> Light Source <input type="checkbox"/> Luminaire		
Model number :		L1C2-5770000000000 (White 5700 K)		
Test voltage (V) :		3.74		
Test current (mA) :		2100		
Power (W) :		7.85		
Test frequency (Hz) :		-		
Ambient, t (°C) :		24.5 °C		
Measurement distance :		200 mm		
Field of view :		1.7 mrad		
Item	List of Tests	Limit Value	Measurement Value	Test Result
1	Actinic UV Hazard Test	N/A	0.005 mW/klm	Range a)
2	UV-A Hazard Test	≤20 W/klm	0.000 W/klm	Pass
3	Infrared Hazard Test	≤200 W/klm	0.581 W/klm	Pass
4	Blue Light Hazard Test	N/A	77129.531 W/m²sr	BLH-B
5	Retinal Thermal Hazard Test	≤280000 W/m²sr	224359.688 W/m²sr	Pass


	Enclosure 2: Components List	
--	-------------------------------------	--

The following components were found in the tested sample:


Component	Manufacturer	Type model	Technical data
LED Chip	Lumileds	L1C2–AAA1000000000 and L1C2–AABB0000000000	Vmax 5 V, Imax 3000 mA

Enclosure 3: Photographs

Photograph No. 1 –Detail of General view



Photograph No. 2 –Detail of General view



Enclosure 3: Photographs

Photograph No. 3 –Detail of General view

